



Vaune's November Newsletter

www.vaune.com vaune@vaune.com
805-529-5005

I want to send my best wishes to all of you who were affected by Hurricane Sandy, as well as the winter storm right after. We said a prayer of thanksgiving that our girls in Boston were safe and sound, especially as there was not much we could have done for them, being so far away. I have talked to many of you and am glad that you are all safe.

All I can say is whoo! I am home and can clean and bake and sew, not necessarily in that order! October was a blur - lots of fun, lots of places and lots of people, but now it is time to rest!

The SAGA convention, in Atlanta, was wonderful (if too short) - I wish there would have been more time to visit! The next weekend was ETAC, in Irvine, CA. Again, wonderful and was able to visit with my sewing friends, new and old. Last week was the EGA Trading Post (at the EGA Conference, in Santa Fe, NM). Saw some SAGA faces, and met many new friends. I was next to a woodworking guy (more about that in the newsletter), to my delight!

I am now home and this week have been working on the online registration for the SAGA Retreat that will be in PA in the spring. It opens tomorrow, 8 am my time, and should go as smooth as silk. I will be monitoring from this end and will probably be working on this while I am keeping an eye on things! Wish I were going - classes look great.

I have lots of new things inside, especially the 2 new books that are coming from Country Bumpkin!

Don't forget to follow my blog, especially the Whitework Wednesdays. Don't forget to follow!

*****When I get to 100 followers, I will have a drawing for a re-chargable Ott light, so make sure you sign up to follow me!*****

Have a WONDERFUL Thanksgiving! Hug your family, and enjoy the time you spend together.

Happy Stitching!

Vaune

I need your vote, please!

My business is one of the business vying for the FedEx Small Business Grant Award! Please vote for me, and tell your friends! We need to show everyone that heirloom sewing is going strong! You can vote once a day through Nov. 24 at :

<http://grantcontest.fedex.com/fedex-small-business-grant-voting/microsite/gallery/509329c5ded7d86750528a9c?cmp=EMC-1000968-2-1-200-1110000-US-USEN-GRANTCONTEST000&ACXRID=1106538134&link=vote>

If you can't copy the link, it will be on my website home page, as well as my blog!

Where I'll Be.....

November 11-13, 2012

Santa Barbara, CA

Sewing Retreat

February 3-5, 2013

Santa Barbara, CA


Sewing Retreat

February 28- March 3, 2013

Puyallup, WA

Sewing and Stitchery Expo

What's New.....



2 New Books from Country Bumpkin!
 These are coming straight from Australia, as they currently do not have a US distributor, so it will be a bit longer than when they are ready in AU. They were scheduled to be available in November, but Susan O'Connor said they will be a bit late! **Reserve** a copy today, to make sure there is one for you! Send me an email and I will make sure one is ordered for you.




Blissful Beginnings

This book contains 10 embroidered blankets that are wonderful! Adaptions are given for 'older' versions. (About \$40)

Pretty Party Dresses

The dresses are gorgeous and haven't been published in AS&E. The book is large (like Monogram book), so pretty and instructional! (About \$45)



50 Fabric Animals 22/20

Bunnies, Cats, Dogs and Bears, this creative book has it all. It even includes applique motifs and embroidery designs! The patterns are all included in the book - you copy and enlarge to the size you want.

\$20



Whitework



RSN Whitework book is a hit!

This book has sold out at the distributor TWICE since its arrival in September. My next shipment is due at the end of next week! Order yours today - full of great information, not only in how to do the stitches but the history as well!

\$22

Embroidery Tools



@ is for ... Aficot

And what is an aficot, you might ask? An aficot is a tool that can be used in needlework and lacemaking, as well as cardmaking. It is used to smooth threads (think satin stitch), as well as burnishing threads. It can also be used to make a smooth, fine crease on heavy paper (cards). These were originally made from lobster claws, but I think these are so much more beautiful!

Many years ago, when I was a wee girl, just starting out in SAGA, I took a class from Nina Richardson. She had a really cool tool, called an aficot that she used on her satin stitch. Once she had completed her stitching, she rubbed the tip against the stitches and it smoothed them out and melded them together so you could not see the individual stitches.

Of course, we all wanted one and asked where to get them, Nina told us that an older gentleman from TX hand carved them, but that he had retired. Over the years (which doesn't actually seem as long as it really was), I would think about an aficot every so often and wish that I had one! Well.....


Several days ago, I was in Santa Fe, NM, for the Trading Post at the EGA Seminar. The table next to mine had beautiful hand carved tools (many of which I thought were actually lace making bobbins, but no). I was talking to the owners and mentioned that I had a teacher that had a hand carved aficot from some older guy in TX, and that I had been wanting one FOREVER and did they know what they were? Mike (the owner and carver) handed me a tray of aficots and his wife told me that the 'old guy from TX' was Mike's uncle and he had taken over.

Well color me happy is all I can say! I did my happy dance, picked out my aficot and then told the other ladies what it was for and how wonderful it was and they all bought the rest of them. Lucky for me I had already snagged mine!

Mike does not wholesale, so I am passing along this info to you, in case any of you have a burning desire to have an aficot or any of his other beautiful tools!

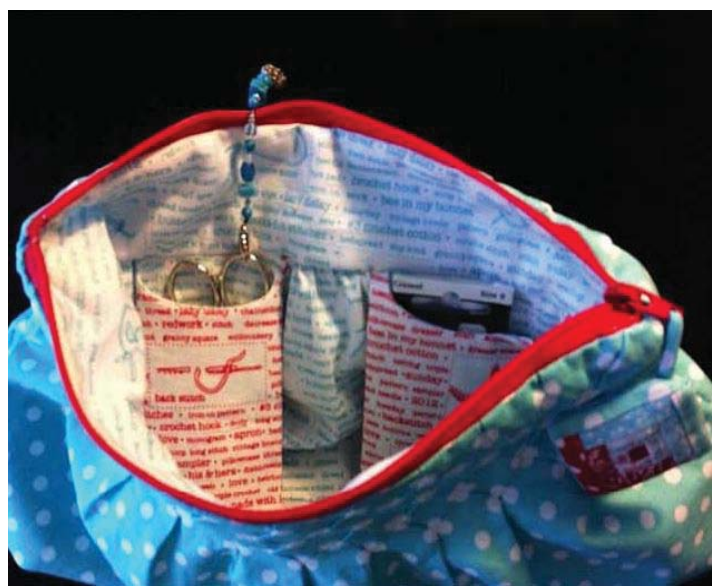
www.mandhhandcrafts.com and his phone number is 830-832-6250. You can see all of his items on his website, but you need to call to order. He has stilletoes, laying tools, etc., in a choice of woods. The Henry VII tool is beautifully carved and has a great story for what each thing means.





I have added a new color of the embroidery stitch fabric. The manufacturer calls it grey, but it is more of a pewter color! I know I ran out of it at the convention market, so if you placed a back order and I have not shipped it, please let me know (although I think I have everyone covered). I still have a few yards of each color left (which reminds me, I need to cut some for my own stash)!


Catherine Eberley ordered the red and used it with some turquoise and red fabric to make some cute as a button bags and accessories - see the pictures!



Catherine did a wonderful job with this! She used a form of counterchange for the bag - instead of picking up corners of a grid or tiny dots, she picked up part of a polka dot so the effect is a little flower! I know several of the chapters are using this as Chapter Challenge fabric!

Gift Certificates available! Perfect for Christmas!
 Perfect for you! Available in any amount!

Fabric Makes Me Happy!



Mother of Pearl Button Fabric

A great fabric from Lakehouse that I have just ordered - full of mother of pearl button images on black background. In CA, many of the cities have voted to ban plastic grocery bags. I have decided that if I am going to be using my own, they are going to be bags that I like! This is one of the fabrics that I am using to make my grocery bags out of! (Tutorial coming soon!).

Reg. \$12.49/yd, **Special \$10/yd**



Wish I was there..... Indianapolis, IN An American Legacy

Norell, Blass, Halston, Sprouse



Through January 27, 2013

This collection highlights the careers of Norell, Blass, Halson, and Sprouse, all of whom spent their early years in Indiana. Pieces include a Bill Blass creation designed for Nancy Regan.



The Norell design (below, left) is made from cotton organdy, cotton cording, silk, mother-of-pearl buttons, taffeta, all fabrics with which we are familiar. At this period in time, the silhouette became softer and more feminine, with full skirts and flowy fabric. In the dress below, the skirt alone uses 4 2/3 yard of fabric!



Los Angeles County Museum of Art online collections!

You don't have to be anywhere except your computer! Just log onto:
<http://collectionsonline.lacma.org/mwebcgi/mweb.exe?request=hiersearch;dtype=i;id=500165>

There are several different collections, your for the viewing!



The next greatest thing since sliced bread (for pleats, tucks and creases).

I heard about this from Cindy Foose! This is used in the garment industry to press the creases into men's slacks, but it works wonderfully well on pleats and tucks as well. The cloth has a chemical that sets the crease, even after washing. You spray the cloth with water (more than damp, but not soaking) and press. Once pressed, wait until the fabric is dry before you open the crease. It also works for taking OUT creases (think letting down a hem) in your fabric! Good for 1000

presses! Dimensions are approx. 30" x 12"

\$8

The Fine Print

Some things never make it to my website, as they are one time buys and you all get first crack! Send me an email (vaune@vaune.com) with what you want and your phone number and I will get right back to you! If you need to call, my number is 805-529-5005

I am finishing this while I am on our sewing retreat in Santa Barbara (this is stitching related, after all!). Wish you could be here with us - plenty of light, peace, food, and sleep, which is really all you need on a sewing retreat! If you are ever in the area and want to join us, we always have room!

It is so wonderful to have lovely friends who enjoy stitching as much as I do - you are all wonderful inspiration!

Have a Wonderful Thanksgiving and a Fantastic Christmas Holiday - spend time with your family and friends and loved ones! Give lots of hugs and bite your tongue when you don't necessarily want to - life is too short! Don't forget to vote, and most of all,

Happy Stitching,

Vaune