



# Vaune's February Newsletter

[www.vaune.com](http://www.vaune.com) [vaune@vaune.com](mailto:vaune@vaune.com)  
805-529-5005

February has come and gone, March is closing down! Time does fly! I have also just finished teaching several classes at Cotton and Chocolate, our local quilt shop. I have 3 new avid smockers! They are addicted - smocking, construction, heirloom sewing and bullions.....I love to see stitchers fall in love with the art of smocking and heirloom sewing.

I have been busy working on the back end of the SAGA convention, too. While it may seem like we just finished, the preparations are underway for 2013 in Frisco, TX. Terry Campbell, our Meeting coordinator, is working on the brochure - we are hoping to have it finished and posted by the end of March. Registration will start as usual, on May 1, 2013 at 10am Central time.

I am also working on the classes that I am teaching at the Martha's Extravaganza in Arlington. It is earlier this year - June 6-8, and it is in conjunction with the Scrapbooking convention. From what we have been told, you will have access to both sections with one wristband. If there is something in particular that you want to see, let me know and I will see if I can work it in! A few goodies and some great information are inside, so keep on reading, and don't forget to checkout my blog.

[www.vaunesewingroom.blogspot.com](http://www.vaunesewingroom.blogspot.com)

I am going to be in Santa Barbara at the end of June, Nebraska in early August, and stay tuned.....next issue will have information about a class that Cindy Foose and I are teaching together in the later part of August!

*Happy Stitching,*

*Vaune*

## *Where I'll Be.....*

**June 6-8, 2013**

*Martha's Sewing Market  
Arlington, TX*

**June 28 - June 30, 2013**

*Stitching Serenity  
Santa Barbara, CA*

**August 2-4, 2013**

*Prairie Belle Smockers  
Lincoln, Nebraska*

**August 23-25, 2013**

*Vaune Pierce & Cindy Foose  
Stay Tuned!*

**October 22-27, 2013**

*SAGA National Convention  
Frisco, TX*


Checkout the info sheet on our Stitching Serenity 13 Retreat in Santa Barbara. This year you have the option of staying an extra day for stitching or for fun!

# Library Shelf


The response to this book has been overwhelming! It contains 12 dresses that feature smocking and embroidery, in sizes 2-10. All patterns for the smocking and embroidery designs are included AS WELL AS the patterns for the dresses AND 3 petticoats!

The US retail on this is \$44, but my New Year's newsletter special is \$40. All of you who have pre-ordered will get the New Year's special price, of course! I am very excited about this book - the pictures from Country Bumpkin are always wonderful this book looks to be a 'coffee table' book, as well as an informational, inspirational design book.

\*\*\* February has been rescheduled to May/June, along with a U.S. printer, which hopefully means it will cost less. At this point, Country Bumpkin is not shipping to the US from Taiwan. I am still working on more info. I really was hoping for March, or Easter, but..... I will keep you updated as I hear more from CB, but as of right now, the wait continues! I am so sorry - I can't wait to see it myself!\*\*\*




A new booklet from Frances Messina Jones - Smocked Monograms! it included the graphs for a Large Alphabet, a Small Alphabet, motifs, and smocking graph (cables) paper so you can design your own monogram. This really saves time instead of having to figure out how to graph them your self! Use the traditional small/large/small motif (see top picture), or you can even overlap the letters. This little booklet is worth having on the shelf of you are going to do this (and monograms are GREAT for little boys!). Reg. \$15, **Newsletter special \$13.50**



130 Antique French Embroidery Alphabets  
This book is full of French alphabets that were used for monogramming and embroidery - it is a wonderful book! Think of all the vintage monogrammed hankies and there you are! Great pattern book! Reg. \$27,

**this month's special - \$25**




# an Inspiration-fest!




**Inspirations Issue #76**.....here and almost gone! This issue is no longer available through Country Bumpkin or the US distributor. Full of beautiful embroidery, as we have come to expect, including a beautiful thimble holder and a stunning pin cushion. I have a few of these left, which I will be packing to take to Puyallup. If you want a copy, please let me know right away!

**\$23.00** □





Another on the way....got the shipping notice today, should be here by 9-8!

**Inspirations #77** - the new issue, just arrived!

This issue is full of some stunning embroidery - a beautiful ballerina, an adorable 'fireman' and his dalmatian, a lovely needle case, an embroidered hanger, a stunning tassel, and a brilliant bluebird. Lets hope this issue lasts a bit longer than the last one!

**\$23.00**

Last but not least in this Inspiration-fest! The New Inspiration Index, which covers issues 1 - 75, will be arriving along with Issue #77. This is a great reference to have, if you have several of the Inspirations Magazines! Crossed reference, it is easy to find what you are looking for!

Reg. \$30,  
**March special \$25**

*March.....Dark Chocolate.....Caramel.....Linen.....Lace.....Floche.....*

# What's New.....




## Quick Pleaters

a great notion for making FAST and easy pleats! The small set has 3 sizes - 1/2 inch, 3/4 inch, and 1 inch. You use these at your machine, putting the fork in the fabric and turning it - one way for knife pleats, alternating directions for box pleats. After you 'turn' the fabric, remove the fork and take a few stitches on the machine and the pleats are held in place. I can also special order the large set (2/3/4 inches, mostly used for upholster-

ing). Reg. \$34, **This month's special is \$30**

Here are some step by step pictures so you can see how easy this is to use to make knife pleats or box pleats!




It is as easy as 1-2-3. Put the fork in the fabric in front of your foot. Turn the fork, forming the pleat and then sew over the pleat. Repeat the process, until all of your pleats are made. You can make knife or box pleats, depending on which way you turn the fork!



Once the pleats are made, press them with a Rajah cloth, to keep the pleats pretty and permanent! Add piping for a finished look. The final picture as left knife pleats, a box pleat in the center, then right knife pleats.

*Gift Certificates available!* Perfect for any occasion!  
Perfect for you! Available in any amount!

# Fabric Makes Me Happy!



**Gingham Piping**  
1/32 " check  
1/16" check

## A Note about Gingham

I like to use gingham as a trim - sleeves, collars, and piping. I consider it a neutral with pizzazz. One thing that I have noticed is that the ready made piping uses the smaller, 1/32" check, which I think 'fades' the gingham look. I much prefer the 1/16" check - still gives you the gingham look, without being overwhelming.

## Gingham Party with FAT fat Quarters

This month I have started putting together collections of fat quarters of gingham. the fat quarters are 18" by 30" (not 22"), so there is plenty of room for piping, cuffs, and trim! Set 1 is black/red/grey. Set 2 is Baby blue/yellow/pink. Set 3 is turquoise/green/bubblegum pink. Each set is reg. \$10.50 Special:

**\$10 /set, all 3 sets for \$27**

The gingham is 100% cotton and 60" wide and is \$14/yd. It is available in the following colors:

- Black
- Red
- Green
- Baby Blue
- Baby Pink
- Grey
- Turquoise
- Bubblegum Pink
- Yellow

## 100% cotton Sea Island Knits

Little Boy prints! Due to problems with the overseas mills, these fabrics are no longer being carried. They retail for \$20/yard, but I have the last of these and can offer them for **\$10/yard**. At this point, I DON'T have a picture of the fabric, but they have boats, anchors, teddy bears, etc. one with white background, one with blue background. Several of the guilds use this for WeeCare blankets. As an added bonus to the Guilds, for anyone ordering 10 yards or more (any combination), the newsletter **special is \$8.50 /yd.**

Once this fabric is gone, I will not be able to get anymore, as I have taken all of their stock! First come, first serve on this!

## Color and it's Variations!

A color wheel gives you different colors, all relating to the 3 primary colors, **red, yellow, and blue**. The colors directly across the street from each other are complimentary and play well together! Examples of these are all around you - purple/yellow (Easter), and red/green (Christmas), for example.

Secondary colors are those which are made when you mix to primary colors together: **purple, orange, and green**.

Colors close to each other are also 'besties', (analogous) and play well together too.

We know what a color is, but do you know what a tint, a shade or a tone is?

Tint: Add white to a color and you will have a tint.

Shade: Add black to a color and you have a shade.

Tone: Add grey to a color and you will have a tone.



9 inch Color Wheel Organizes color so that you can see how they relate to each other! Reg. \$7.00

**Special \$6.00**

# Wish I Was There.....

Mark your calendars! The Lacis Museum of Lace and Textiles, in Berkeley, CA, has acquired the collection of Sarah Douglas' smocking collection. For those of you who are not familiar with Sarah, she is an incredible smocker and has been beyond creative when it comes to smocking designs! She was also the first person to complete the Artisan Master Level in Smocking! From March 8, 2014 - October 4, 2014, Lacis, along with the Cable Car Cablers SAGA Chapter is presenting the exhibit "Smocking - Fabric Manipulation and Beyond". Stay tuned for more details!

## Smocking is in!

From the fashion runways to the current issues of sewing magazines, smocking is back in style! Of course, for most of us, it never went out of style, but smocking is now trendy! I can only imagine what will happen when Princess Kate has her baby.....!

The current issue (April/May) of **Vogue Patterns** has an article about smocking - yeah! Sadly, no mention of SAGA. By the way - this magazine is NOT just about patterns - it really has come a long way in the last few years! Excellent articles on techniques, fabrics, and tools, as well as fashion.

Next issue of **Threads** (167, I believe) will also have an article on smocking. I have been emailing back and forth with them - they are planning on including some information on SAGA in their article. It is fortunate for us that the sewing world (not just heirloom sewing world) is giving some attention to smocking.



## What **NOT** to use!

I ordered this new iron cleaner from Bohin to try - I thought maybe I'd put it in this newsletter. While the iron cleaner did work, I have decided not to carry it and I will give a review to explain my decision. It runs about \$5, and as you can see, it comes in a stick, almost like a glue stick. You pull off the cap, heat the iron to a wool setting, and then rub the stick over the soleplate of the iron. A few steam bursts, and wipe with a rag.

When I put the cleaner to the soleplate, my eyes started watering and my nose started burning - it smelled like ammonia wafting through the air! Not what I was expecting. I don't plan on using this product anymore, and if I do, I will wear a mask!

## The Fine Print

Some things never make it to my website, as they are one time buys and you all get first crack! Send me an email (vaune@vaune.com) with what you want and your phone number and I will get right back to you! If you need to call, my number is 805-529-5005

I wish you all a Happy Easter, with lots of stitchin' time!

Happy Stitching,

Vaune

*'Berry Good Smockers Hosts*

# *Stitching Serenity 13*

*with Vaune Pierce, June 28-30, 2013*

Join 'Berry Good Smockers in the hills of beautiful Santa Barbara for our annual Stitching Serenity Retreat! Arrive on Friday evening, June 28, for classes on Saturday and Sunday. this year, we are excited to announce the option of staying through Monday, July 1, for an extra day of stitching, sewing, sightseeing, relaxing,.....whatever motivates you!

\$395 for the weekend includes **everything** - Classes, Kits, Accommodations, and Meals! Optional Sunday night through Monday is \$90. We hope to see you there! Contact" Roseann Saldinger at [sewfine22002@yahoo.com](mailto:sewfine22002@yahoo.com) or (818) 340-7642 or Vaune Pierce at (805-529-5005) or [vaune@vaune.com](mailto:vaune@vaune.com)

## ***Roses are Red Embroidered Tote***



Beautiful bullions are a lovely way to add a little spice to anything nice! Learn Vaune's techniques for making exquisite bullions that embellish a set of pockets for the Roses are Red Tote. We will spend the morning perfecting the bullion rose and rosebud, and then in the afternoon, you will learn how simple it is to incorporate your embroidery into a handy tote bag! It is the perfect size to carry your tool caddy, needlework, etc. The bag is padded, has 3 pockets on the front, and has handcrafted leather handles to give it that designer look! No pre-class preparation is required. Fabric choice will be sent before retreat.

## ***Embroidery of Madeira***



Spend the day 'touring' the island of Madeira and learning about the history of the Embroidery of Madeira! Vaune will share pictures, stories, and the process of Madeira embroidery, as well as the many embroideries acquired on her 2 trips to Funchal. We will then turn to stitching, focusing on the techniques that the embroideresses of Madeira use to make their work look stunning! No pre-class preparation is required.

*'Berry Good Smockers hope to see you there....old friends and new!*

## *Info:*

The sleeping accommodations are in the former 'dorm' building - you will each have your own 'room', which has a curtain for a door. Each room has a bed, closet, desk, sink and mirror. Showers and bathrooms are at the end of the hall. There is a possibility that we will have use of the 7 bedrooms in the guest house - each pair of rooms has a bathroom between them. There will be a \$25 additional charge for these rooms and requests will be taken in the order that the reservations are received!!!

The fee includes 12 hours of classes, kits for both classes, 2 nights lodging, 3 meals on Saturday and 2 meals on Sunday. We have the option of staying through Monday - if you want to sew on your project, if you want to sew on UFO's if you want to read a book in the beautiful atmosphere..... your choice. \$90 is the fee for the extra day and includes dinner and lodging Sunday night and also breakfast and lunch on Monday.

## *Kit Info:*

The kit for the Roses are Red Embroidered Tote includes the black and the white with black polka dot fabric for the outside and a coordinating fabric for the lining. The dimensions of this bag are made so that the Handy Caddy will fit inside. You do not have to have a Handy Caddy to make this tote! If you want to get a Handy Caddy, they are available in the following colors: red, pink, purple, black, turquoise, and green. The lining will be available to match the Handy Caddy. You can also choose to use a fabric of your choice. Detailed information regarding fabric choices will be sent once your registration is received.



## *Registration:*

Name: \_\_\_\_\_

Address: \_\_\_\_\_

City, State, ZIP: \_\_\_\_\_

Phone number: \_\_\_\_\_

Deposit is \$200. Mail to: Roseann Saldinger,  
20530 Quedo Dr.,  
Woodland Hills, CA 91364

Questions: Roseann Saldinger at 818-640-7642 or Vaune Pierce at 805-529-5005