



Vaune's May Newsletter

www.vaune.com vaune@vaune.com
805-529-5005

May is already here and as usual, I am playing catch up to get everything done before I leave fro TX! The Martha's Sewing Market is 2 weeks earlier that usual, which has me hustling on this end.

I will be at the Heart of Texas Stitches on May 31 - June 1 (on my way to Arlington) - the brochure is attached at the end of this newsletter. If you are interested, call Shirley for more information.

The brochure for Prairie Belle Smockers is also included, if you are in the Lincoln, Nebraska neighborhood.

Cindy Foose and I are teaching the Artisan Academy in Santa Barbara, on August 23-25. We are focusing on perfecting construction techniques - I hope you have a chance to join us!

I went down to the garment district on Friday - I did score a few wonderful fabric finds (on the Fabric Makes Me Happy page) - keep in mind that these are end run fabrics from garment manufacturing, hence the fantastic prices, but once they are gone, they are gone.

I have also listed a couple of things that are big and bulky and hard to ship - if you want to order them for pickup in TX (no shipping), I have to have them ordered by **Friday, May 24th**. I know that does not give you a lot of time, but I need to get them ordered in time for them to be delivered to me in TX.

Please remember for the Fabric! I do not put my 'find' fabrics on my website until after I give my newsletter readers first dibs. If there is a fabric that you want, please EMAIL me (vaune@vaune.com) and let me know what you want. I may not get it shipped before I leave, but I will cut it before I take it to TX, so you will have what you want!

Happy Stitching,

Vaune

Where I'll Be.....

May 31 - June 1

*Heart of Texas Smockers
Waco, TX*

June 6-8, 2013

*Martha's Sewing Market
Arlington, TX*

June 28 - June 30, 2013

*Stitching Serenity
Santa Barbara, CA*

August 2-4, 2013

*Prairie Belle Smockers
Lincoln, Nebraska*

August 23-25, 2013

*Vaune Pierce & Cindy Foose
Stay Tuned!*

October 22-27, 2013

*SAGA National Convention
Frisco, TX*

Checkout the info sheets at the end of the newsletter on the Artisan Academy (Aug. 23-25), Heart of TX Stitches (May 31-June 1) and Prairie Belle Smockers (Aug 2-4).

Library Shelf

Update on Perfect Party Dresses


The books are scheduled to arrive between June 7-14. Country Bumpkin has a US publisher for this book now, which is what caused the delay, BUT that also means the price has dropped (which of course is passed along to you)!

If by chance they get in early, I will bring them to TX, but I am not holding my breath on that one!

I will get these shipped out as soon as I get these!



Inspiration Magazine, Issue 78 should be here any day - full of beautiful projects, as usual!



Check out the current issue of Threads Magazine, Issue 167. This issue has an article on smocking, and the picture on the back cover is a yellow gown that has a smocked bodice! SAGA is even mentioned as a smocking resource!

Fabric Makes Me Happy!


100% cotton Sea Island Knits

Little Boy prints! Due to problems with the overseas mills, these fabrics are no longer being carried. They retail for \$20/yard, but I have the last of these and can offer them for **\$10/yard**. At this point, I DON'T have a picture of the fabric, but they have boats, anchors, teddy bears, etc. one with white background, one with blue background. Several of the guilds use this for WeeCare blankets. As an added bonus to the Guilds, for anyone ordering 10 yards or more (any combination), the newsletter **special is \$8.50 /yd.**

Once this fabric is gone, I will not be able to get anymore, as I have taken all of their stock! First come, first serve on this!



The Sea Island knit came in and it is sooo soft! The first picture has a light blue background, the bottom picture has a white background. This is perfect for blankets, onesies, bubbles, sheets, etc. It is 60" wide so it makes BIG receiving blankets!



Perfect Pique'


I found these beautiful pique's at one of my 'find' companies - they are from Brazil, 100% cotton and 54" wide. The pictures here do not give the true color - the blue pindots are light baby blue, about a DMC #775 blue (perfect for boys). The pink is a true light pink - perfect for girls! This fabric usually runs \$30 / yard, but I

have it this month for only **\$12.00 / yard!** First come, first served, and when it is gone, it is gone!



This is a blue and white stripe fabric that is perfect for boys or girls! The strips can be pleated so that all of the white stripes or blue stripes show. It is 100% cotton, 45" wide, about the weight of a sateen. The white stripes have a sheen to them. This will make a beautiful dress, as well as a boys JonJon suit, a bubble, or shirt. This regularly retails for \$28 / yd, but for this month, it is only

\$10 / yard



Final Find! This fabric is 100% cotton, 54" wide, with 1/8" tucks all the way across the fabric. This would make a beautiful bodice, sleeve, cuff or button band! It would also make a beautiful woman's blouse! This retails for \$60 /yd, but this newsletter is

\$45 / yard.

These fabrics are NOT on my website - my e-newsletter ladies have first dibs. If you see something you want, email me, vaune@vaune.com with what you want. First come, first served!

Big and Bulky....

These items are a bit bulky, so if you pre-order for delivery at the Martha's Sewing Market in Arlington, June 6-8, you will not have to pay shipping!




This is a great LITTLE ironing board that folds in half, for traveling or classes. Very compact! Reg. \$42, Order for show delivery and it is only **\$35**



The new iron from Reliable - the Sensor Velocity 200. It still has powerful steam, and this new version has the ability to turn OFF the auto-shutoff (not sure if that is a good thing or a bad thing as I am getting older!)

Order for show delivery, **only \$159**



Sewer's Sit Upon

This cushion helps prevent fatigue, reduces pressure on the tailbone, strengthens core muscles, relieves lower back pain and improves posture.

Reg. \$29

Only \$25



Acid Free Storage Box

30" x 18" x 6" - will hold up to a queen size quilt. Comes with 10 sheets of acid free tissue paper. Order for Show delivery,

only \$25



Jumbo Wonder Clips! 2-1/4" long. Wonder Clips can hold layered sections of sewing projects such as handle connectors to handbags and piping without distortion. It holds quilt binding while sewing and it is easy to see and easy to find when dropped on the floor. Clip base is flat for easy feeding to presser foot, and is marked with 3/16", 1/4", 3/8", 1/2", 3/4" and 1" seam allowances.

24/pack, Reg. \$25, **Special \$20.00** (these can be shipped).

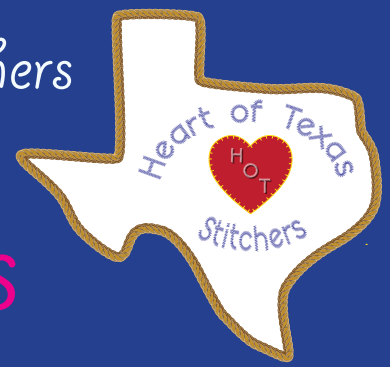
The Fine Print

Some things never make it to my website, as they are one time buys and you all get first crack! Send me an email (vaune@vaune.com) with what you want and your phone number and I will get right back to you! If you need to call, my number is 805-529-5005

I wish you all a wonderful summer, with lots of stitchin' time!

Happy Stitching,

Vaune



PROUDLY PRESENTS

Stitchin' on the Brazos

TWO BIG DAYS OF SIT AND SEW INSTRUCTION

Saturday June 1, 2013
9 to 4

Sunday June 2, 2013
1 to 4

West Waco Library
Community Room
5301 Bosque Blvd.
Suite 275
Waco, TX 76710

Day One 6 Hour Class

Red White and Bloom
Hand Embroidery and
Fine Machine Sewing

Day Two 3 Hour Class
Artisan Level I Smocking
All Handwork

All Participants must furnish their own sewing machine and supplies. Lunch is on your own at nearby restaurants,

Cotton Patch,
Panda Express
Which Wich



Vaune has always loved the look of heirloom clothes: smocking, embroidery and French hand sewing. She started with smocking over 20 years ago and has been stitching ever since. She joined Smocking Arts Guild of America in 1988 and took advantage of their education opportunities. As Vaune developed her skills she became interested in different forms of embroidery, fell in love with Madeira Embroidery, and has been very fortunate to have traveled to Madeira, Spain twice to take lessons at the Imperial Bordados and to have studied under Bunny Bryson. Vaune started teaching smocking, embroidery, and construction over 20 years ago. Her motto is "Handmade not Homemade."



Red, White and Bloom!

Bright and breezy, this 100% cotton red pique' jumper and floral blouse is just the thing for your favorite little girl! Red micro check piping finishes the size 12 month outfit and all 3 fabrics are used in the flowers that embellish the bodice.

Class Fee 6 hours \$100
Kit Fee \$45.00



Reserve your spot now, there is a \$15 discount for those who sign up for both days and pay by May 15th.



Sunday's Class

A is for Apprentice

This notebook sample class is full of information to give your smocking a polished finish, whether it is for your own personal satisfaction or for the Artisan Program. Blocking, tying off, beginning and ending stitches, changing threads, keeping stitches consistent and parallel, untwisting threads.....these are just some of the points that will be covered. This information will be useful in all of your smocking projects!

3 hours \$50.00

Kit fee: \$10.00

Registration Form:

You may reserve your seat by email to shirl_ganske@yahoo.com
Your registration will be complete upon receipt of your check.

You may pay by Credit Card by returning this form to:

Heart of Texas Stitchers
2905 Deerwood, Waco, TX 76710
or by calling 254 776 5033

Attendance is limited to 20 persons.
Participation is open to anyone.
You may waive the registration fee by supplying your SAGA Membership Number.

Non SAGA members are required to pay a \$35.00 registration fee which covers 2013 SAGA dues. You will receive the 2 remaining issues of SAGA News this year with your registration fee.

Supply lists will be emailed upon receipt of your fees.

Name _____

Address _____ Phone _____

City _____ State _____ Zip _____

Email _____

Saturday _____

Sunday _____

Reg fee _____

or
SAGA Number _____

Total Enclosed _____

Please charge my card # _____ exp _____

SIC code _____

Do not include kit fees here, they are payable directly to Vaune at the seminar.

RECEIVE A \$15 DISCOUNT WHEN YOU BUY BOTH CLASSES AND WE RECEIVE YOUR CHECK BY 5/15

Prairie Belle Smockers
Vaune Pierce Workshop Registration Form
August 2, 3, 4, 2013

Name _____ SAGA ID # _____

Address _____

Phone _____ E-mail _____

◀ SAGA Members and Non-SAGA Members ▶
 Select the classes you are taking

	SAGA Member	Non-SAGA Member	
Friday, Aug. 2. (9 – noon) Know What You Sew , 3 hr. lecture/notebook	\$25.00	\$35.00	
Friday, Aug. 2. (1:30 – 4:30) Pleasant Pleating , 3 hr. demo/hands on	\$25.00	\$35.00	
Saturday, Aug. 3. (9-noon, 1:30-4:30) Fine Finishes , 6 hr. machine class	\$50.00	\$60.00	
Sunday, Aug. 4. (10 - 1:00) Savvy Smocking , 3 hr. notebook class	\$25.00	\$35.00	
OR enroll in all four classes	\$115.00	\$155.00	

If your dues are not current:

<i>Prairie Belle Smockers</i> 2013 dues Optional	\$7.50	\$7.50, must join SAGA	
SAGA 2013 dues *New? Renewing? (please circle one) ID _____	\$35.00	*\$35.00	

◀ Select your **kit fees** ▶

Know What You Sew	\$15.00	
Pleasant Pleating	\$12.00	
Fine Finishes	\$25.00	
Savvy Smocking	\$10.00	

◀ **Lunch** (catered sandwich, salad, fruit) : please specify dietary restrictions ▶

Friday, Aug. 2	\$10.00	
Saturday, Aug 3	\$10.00	

Total: Class Enrollment, Kit Fees, Lunch	
---	--

Amount enclosed with registration (\$50.00 minimum deposit, nonrefundable)

Deadline is June 1, 2013. _____

Balance due by July 1, 2013 _____

Send completed form and your check, payable to **Prairie Belle Smockers**, to:

Carla Fiedler
 13603 W. Superior St.
 Pleasant Dale, NE 68423

Questions? Phone Carla at 402-796-9506 or e-mail her at staggs@gmail.com.

Cancellation Policy: A minimum of 2 weeks notice is required for a full refund. If less than 2 weeks notice is given, a full refund will be given only if someone else fills your seat.

Prairie Belle Smockers
Vaune Pierce Workshop Registration Form
August 2, 3, 4, 2013

Class descriptions and requirements

For all classes, bring a pen/pencil to take notes. A binder with page protectors may be helpful if you like to keep class notes in a binder.

Know What You Sew, 3-hour notebook class, designed for all students: When you are getting ready to create one of your masterpieces, you have a lot of decisions to make. Fabric, thread, and style are your first choices, followed by embellishments. In 'Know What You Sew,' you will learn what to look for in fabric and threads, how to match them to the styles you choose, and much more. How do you tell a good quality fabric? Does price really matter? Is the print you see in the quilt shop the same as the one at the discount store and if so, why is there such a price difference? Will this print work with what I want to do? Can thread and needles make a difference in my sewing? Do embroidery fibers make a difference in my embroidery design? If you know what you sew, you will have the knowledge to make good decisions when you design your next garment. (Limit of 25 students.)

Student should bring: questions!

Pleasant Pleating, 3-hour hands-on class, designed for all students: 'Pleasant Pleating' is a course that will give you tips and tricks to help you pleat your fabric with confidence and ease. We will discuss in detail the pleating for the Level I and Level II Artisan requirements. Samples of several different types of fabrics will be pleated by machine in class, as well as a sample of pleating by hand. Pleating plaids, checks, and gingham will be discussed. Working with your pleater instead of fighting against it can make all the difference in how your pleating will turn out. Who knows? You might even find pleating enjoyable!!! (Limit of 25 students.)

Student should bring: pleater, AT LEAST enough needles for every full space row, screwdriver if needed to change needles. Student should be familiar with her pleater.

Fine Finishes, 6-hour, machine class, designed for all students: Pretty piping, creative collars, fantastic French seams, perfect plackets and heavenly hems! Do you already know how to sew, but you want your garments to have an added touch, that designer look? In this machine notebook/sample class, you will make your own samples of piping, plackets, French seams, collars, etc., to reinforce the techniques and tips learned in class. These techniques can then be applied to many different areas of sewing, to help you create stunning handmade garments that look Handmade, not Homemade! (Limit of 20 students.)

Student should bring: Sewing Machine—student should be familiar with it—the following feet: edge foot (Bernina #10), ¼-inch or quilter's foot (Bernina #37), 5-groove pintuck foot (Bernina#31), and a short toe, clear appliqué foot (Bernina #23), a couple empty bobbins, basic sewing supplies such as scissors, fine water-soluble blue marker, 2 x 18 see-through ruler, etc.

Savvy Smocking, 3-hour lecture/notebook class, designed for all students: Say the word 'smocking' and babies, bishops and yoke dresses come to mind, but what about us? Would you like to smock for yourself, but want more than a smocked peasant blouse? Do you have a problem finding stylish designs that incorporate smocking? In this notebook class, we will use current fashion trends as a base and learn where and how to incorporate smocking into the design. In adult designs, less is more and you will see how bits of smocking can give your garment a designer look.

Student should bring: Ideas and options for adding smocking.