



Vaune's February Newsletter

www.vaune.com vaune@vaune.com
805-529-5005

This newsletter will be short and sweet - I have a few fabric finds to share, along with some wonderful laces and fabric (I got these at an inventory reduction sale and I am passing the savings on to you), and some OOP (Out of Production) scissors from DOVO.

I am packing up for the Sewing and Stitchery Expo in Puyallup, WA. If you ever get a chance to go, take it! This is a 4 day event for all types of sewing and is like a canyland for sewists! I went downtown to the garment district to pick up a few things to take with me and ran across a few fabric finds that I will share with you BEFORE I take them to WA. You know I always like to share my finds in my newsletter first!

As usual, for most of these items, once they are gone, they are gone. Send me an email if you are interested and I will cut as I receive your order.

I also have a piping tidbit at the end. For some reason, piping seems to be on everyone's mind lately!

If you are in SoCal and are interested in my class with Sew Cal Gals in April, please contact Rose Wilson at 626-442-3041 for more information. It is a 3 hour class at night from 6-9. The class is **A is for Apprentice**: This class is full of information to give your smocking a polished finish, whether it is for your own personal satisfaction or for the Artisan Program. Blocking, tying off, beginning and ending stitches, changing threads, keeping stitches consistent and parallel, untwisting threads..... these are just some of the points that will be covered.

Happy Stitching!
Vaune

Where I'll Be.....

February 25- 28, 2015

Puyallup, WA

Sewing and Stitchery Expo

April 11, 2015

*Sew Cal Gals SAGA Chapter
Arcadia, CA*

6-9pm

May 22, 2016

Emma's Graduation

Worcester, MA

(Boston area)

July 7-10, 2016

*ASG National Conference
Indianapolis, IN*

July 29-31, 2016

*Costume College
Woodland Hills, CA*

September 20-25, 2016

*SAGA Convention
Hampton, VA*

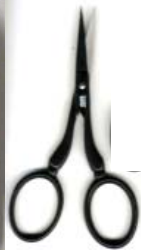
I hope to see you soon!

D is for DOVO

DOVO has just notified us of their available scissors this year, and as they have done for the past several years, they have discontinued production on several of my favorites. The Rose Gold Scissor, The Mini-Scissor, the 'Free On Board' Scissor, the Gold Scallop Scissor and the Black teflon scissor are no longer available. I am listing what I still have in stock - again, when I run out, these will be gone.

To make up for taking away some styles, they have added a few, which I will list below as well.

DOVO also sent along their price sheet for 2016, and all scissors have gone up by about 10%. Good news is (for now) that with the exchange rate dropping recently, the prices will stay about the same!



I have *one* of these left.
3.5" Embroidery Scissor and Black leather case with Swarovski Crystals.

\$97

New Styles



This is a 3.5" silver scissor with a leather sheath. They have made this scissor for a long time with silver blades and gold handles, but it has been a while since it has been offered in silver

\$75



I have *one* pair of the 3" round nose 'Free On Board' scissors in a pink leather case with a Swarovski Crystal

flower **\$97**



I have 3 pair of these left that are not in cases. They have a round nose and say 'Free on Board' on the blade. (passes TSA requirements)

\$41



This is another 3.5" silver scissor - the handles have what I call a scroll pattern. Years ago, they made this with gold handles, but they discontinued that style about 7 years ago. It has a navy leather sheath with the silver DOVO logo embossed on it.

\$41

Moral of this story? If you really like a style of DOVO's, don't wait too long, or they may be gone, gone, gone...

I still carry all of the other DOVOS that I always have (serrated, sets, etc.), just not listing them this month.

Fabric Makes Me Happy!

Vaune's Fabric Closet


Boy, did I hit the jackpot on this trip!

DWTS Fabric!!!

This is a remnant used for a costume on Dancing With The Stars

Tickle me pink (or blue, in this case)!!! This is a remnant! The piece is 2.75 yards and is 45" wide. It is very fluid (nice for twirly skirts), is a powder blue, and you can't see it from the picture but there are very subtle sparkles in the fabric, to catch the light. I actually thought about making a flowy blouse for myself, but I would not appreciate this as a true DWTS aficionado (or their daughter/granddaughter) would. It is \$10/yd, but I won't cut this, as

I only have this 1 piece. **\$27**




100% Cotton
60" wide
Seersucker Stripe

The stripes are just about 1/8" wide. This fabric was left over from a production run, and they didn't know what they had! This will make great bubbles, dresses, rompers (and think blue or grey for boys), jumpers, shifts, blouses, nightgowns, etc.

Until this is gone, it is only

\$3.50/yd

Stock up now, as this won't last long - I bought everything they had!



Just a note.... The Hidden Bunny fabric arrived and was even more cute than I remembered! It has been shipped - if you have not received yours, let me know. If you ordered last week, I have another bolt arriving next week, and will ship yours out then.



www.vaunesewingroom.blogspot.com

Please sign up for my blog! I will always post when I send a newsletter out, so you can make sure you are getting yours! I am trying to be more active on posts, and will be doing a S²titch Along (Smocking and Sewing), starting in May, after I get back from my youngest daughter's graduation in May.

Finer Fabrics and Laces

These Finest French laces, Swiss Embroideries, and Swiss fabrics. These prices are good while they last!

The price of cotton (and everything that uses it) has gone up considerably over the last few years. When I started doing this over 20 years ago, these were the normal prices for Swiss fabrics, French laces and Swiss embroideries. Nelona was \$16/yd (am I dating myself?!). When I saw these items, I knew I wanted to be able to pass along these savings to you! Stock up for Easter sewing, or just your stash!



First, let me apologize for the colors - I spent the last hour scanning / photographing these fabrics trying to get the right color to NO avail. Colors are white/white, pink/pink (DMC color 818) and baby blue/blue (a shade lighter but in the same family as DMC color 800).

This fabric is the finest Swiss Voile, 100% cotton, 54" wide. It is a tone on tone stripe, and the stripes are about 1/8" wide. This fabric usually runs \$33 for white and \$35 for colors. This makes great day dresses, bubbles (boys or girls), shirts, and I even made ablouse for myself, cutting the stripe on the bias for a diagonal look. This is also a great fabric to use for garments that have tiny pintucks - you can use the stripes as a guide for the pintucks to keep them nice and straight!

Until it is gone, I have it for **\$20/yard, white, \$21.50 /yd, pink or blue**


French Laces and Swiss Embroideries



Swiss #1
Reg. \$6/y
Sale \$3.95/y
1/2" wide




Swiss #2
Reg. \$5.80/y
Sale \$3.50/y
5/8"



Swiss #3
Reg. \$14 /y
Sale \$9.00/y

1 & 1/8 inch wide



Swiss #4
Reg. \$13.50/y
Sale \$8.25/y

1 inch wide

I am going to make a white blouse out of Sea Island cotton and use this insertion vertically from shoulders to hem in the front and back



Lace #1 5/8"
Reg. \$3.90/y
Sale \$2.50/y



Lace #2 5/8"
Reg. \$4.20/y
Sale \$2.60/y
5/8"



Lace #3 5/16"
Reg. \$3.90/y
Sale \$2.50/y



Lace #4 5/16"
Reg. \$2.20/y
Sale \$1.50y



Lace #5 3/8"
Reg. \$2.20/y
Sale \$1.50/y



Lace #5 5/16"
Reg. \$2.20/y
Sale \$1.50/y



Lace #7 5/16"
Reg. \$3.25/y
Sale \$1.90/y

Piping²

More on piping!

Petite or mini piping is one of my favorite (standard, almost) things to add to a garment, whether I am sewing for infants, children, or myself! It is a detail that you see on higher end RTW, as well as designer garments. I have taught a LOT of piping classes, and sometimes the focus is on construction, sometimes on details, but my goal is to show how simple and wasy it is to a make and attach petite piping.

My go to foot is a 5 groove pintuck foot (and I have 'tuts' for this before, so I will not go into that here), but I often get asked why I don't use a piping foot, so here is the what and the why! The why is what is most important to me. My background (many children ago) is engineering. As a teacher, I want to teach you how to do something.... but beyond that, I want to teach you why. If you know why, then if something isn't working, you will have a better chance of figuring out how to get to your end goal!



Here is a picture of the Bernina piping foot. I know all of the major machine brands have a piping foot, although I don;t know if they all look like this. I have 3 Berninas © , so these are the feet I am using.

I am showing 3 views so you can get an idea of what features the foot has. The first picture is a front view. You can see by

looking at the foot that the opening for the needle is VERY narrow. This means that you are not going to be able to move your needle very far (if at all) to the right or to the left. The middle picture has a bottom view, and the 3rd picture has a side view of the bottom of the foot. You can tell by these pictures that the bottom is not flat - it has 2 levels, which the deeper level to the left of the needle opening. The idea is to put the bulk (thicker side) under the right side of the foot, with the thinner side under the left (deeper) side of the foot. Thsi would put your raw edges of your piping to the left, the cording to the right. For petite piping, that does not give me enough control to get me stitching where it needs to be. Keep in mind that when you are working with piping, it is going to be sewn 3 times:

1st pass - making the piping


2nd pass - attaching to the first side fabric

3rd pass - attaching to the 2nd fabric, with the piping sanswiched in between.

The 1st and 2nd pass are 1 or 2 needle positions away from the piping cord. The 3rd pass is where you want to get right next to the cord. There are 2 reasons for this - the first being that you won't see the 1st and 2nd stitch lines, as they will more towards the seam allowance than the thirst stitch line. The 2nd reason is that your piping will lie flatter if there are not 3 seam lines one on top of the other.

The goal is to use a foot that has a groove on the bottom for the cording to fit (and the closer the size of the groove to the cord the better) AND to be able to control your needle position for the stitch lines. Hope this helps!!!

Last but not Least!



A New Klip has just been introduced!

Wonder clips are great, but there is a new competitor in the market! Their clips come in 4 colors - red, pink, purple, or green. What makes this klip so great is the price! The Wonder Clips are \$33 for 50, but the Klips are Just \$20 for a package of 50.

For this newsletter, I will have them on special for **\$20**

Please let me know what color you want. I have them on order and will ship them as soon as they get in.

Nuts and Bolts

Sale prices are not shown on my website, but if you place an order, I will calculate the sale price and email it to you before I charge it! If you are looking for something and don't see it, let me know - I may have it and it has just not made it to my website yet.

If you want to email me with your order, include your name, address, and phone number so I can call for your cc info, ***DO NOT send your cc info in the email - VERY unsafe.***

Please feel free to pass my newsletter along - my email service is showing up as spam on several host sites (particularly aol, sbcglobal.net, and anything that ends in a .net). I am working on this, but it has not been worked out quite yet.

Have a Wonderful February and a nice Valentine's Day! I am still hoping for a bit of winter (supposed to be 87° on here Tuesday). No, I am not rubbing it in - I really hope we still have some more winter!

I will have more information next month on my blog about my S²Along - I am using the dot fabric that I had in my last newsletter. I am picking up the dots for the pleats. The pattern will be a basic yoke pattern, but I will be making some changes to the back!

Happy Stitching,

Vaune