



Valentine's Day Sale!!!

One of my suppliers is clearing out some of their A-Z books, along with a few other titles. I am passing these savings along to you – I will take orders for these until **Wed, Feb 20th**, first come first serve! You can add to your library, or get them for gifts! Email or call – I have not posted these sales on my website.

The following titles are on Sale for **\$12** each:




A-Z Wool Embroidery



A-Z Crewel Embroidery



Embroidered Miniature Quilts



Beautiful Embroidered Quilts



Embroidered Patchwork Bear



Beautiful Bishops


The following titles are on sale for **\$16.00** each




A-Z Bullions




A-Z Thread Painting



A-Z Quilting



A-Z Needlepoint



A-Z Stumpwork



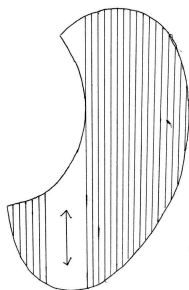
A-Z Sewing Smockers



Tassels & Trims

Rechargeable Ott Lite – my supplier gave me a discount when I ordered, so I am passing that along to you (those of you who have already ordered, you have been credited)

These are now **\$95** instead of the original \$129.95. When my husband saw them, he immediately told me to put one in with our emergency supplies (earthquakes out here), and I sent one to my dad, who lives in the land of tornadoes!



I have had a few questions re: grainlines on collars. The grainline should run from Center front (in this picture, CF is at the lower left side of the collar) vertically to the ground. An easy way to check this is to get a piece of scrap pique' and cut out a collar, according to the grainline. Look at the lines on the pique' – are they vertical to the ground? If not, you need to adjust the grainline on your collar pattern.

Happy Valentine's Day! Vaune