



# Vaune's July 2016 Newsletter

[www.vaune.com](http://www.vaune.com) [vaune@vaune.com](mailto:vaune@vaune.com)  
805-529-5005

July is heading toward the end as I write this! It has been a busy spring and summer and SAGA convention is just around the corner.

Inside this newsletter, there is a tutorial on making pindot petite piping! I also am sharing my magazine articles that are out now.

Sewing at the Beach registration has opened, as well as the Fall Sewing School at Childrens' Corner in Nashville in October.

I have a new great-neice (first one) coming this fall so I will finally get to make something from Great Aunt Vaune (and doesn't that make me sound old )!!!! Welcome as well to my 'new' website. It has been updated and now my blog is being posted through my website as well as my newsletter. Hopefully this will mean less problems with getting my newsletter.

If you go to either the Blog or the Newsletter page on my website, you can sign up to receive an email when they are posted. If you already are signed up for my blog through blogspot, you will have to sign up again, as I can not transfer the list over. Once you have subscribed, you will receive a confirmation email and then click on the **Add me to your address book link**. This way it will not be marked as spam.

I am giving away one of my Halloween Sweets kits (see inside) - I will draw a name from all the names that are signed up for my newsletter and blog. If you are not sure, please sign up again - you will not receive double emails.

Since this newsletter is long overdue, it is longer than normal - hope I am not boring you - happy reading! Let me know if you need anything delivered to convention for class supplies!

*Happy Stitching,*  
**Vaune**

## *Where I'll Be.....*

**July 8-10, 2016**

*ASG National Convention  
Indianapolis, IN*

**July 29-31, 2016**

*Costume College  
Woodland Hills, CA*

**September 20 - 25, 2016**

*SAGA National Convention  
Hampton, VA*

**October 13-15, 2016**

*Children's Corner  
Nashville, TN*

**January 9-14, 2017**

*SATB  
Myrtle Beach, SC*

**March 2-5, 2017**

*Sew Expo  
Puyallup, WA*

# Magazine Articles

B is for Back to School is the dress I have in the current issue of Classic Sewing Magazine. The article has the smocking plate, as well as the directions on how to alter a Basic Yoke Dress pattern to add the pique' insert down the front of the dress. The dress is made from a soft, brushed cotton in grey, smocked with red and white Coton a broder #25, used red gingham for the piping and has white rick rack that is couched with red along the collar and front insert. This magazine has filled a void for heirloom, smocking and classic sewers alike! Please support this magazine and get your copy today!



Grey Brushed Cotton  
45" , 100% cotton

\$12.00/yd

White Pinwale Pique  
60" 100% cotton

\$14.50/yd

Mini Rick Rack  
Red

\$2 / pack of 6 yds

Coton a Broder #25

Red - 321

White - B5200

\$1.50 /skein



Threads Issue #185 - August/September 2016  
on Sale now!

See my article on Diminutive Details is thi issue of Threads Magazine. Petite Piping, dainty bias bindings, and rick rack trim. You can see one of hte garments on the cover (petite piping on the collar and sleeves) Fabric available at

[http://www.vaune.com/shop/cart.php?target=category&category\\_id=101](http://www.vaune.com/shop/cart.php?target=category&category_id=101)

# New Pattern!


Cindy Foose, one of my BFF's, had just released a new pattern ,

## Cissy

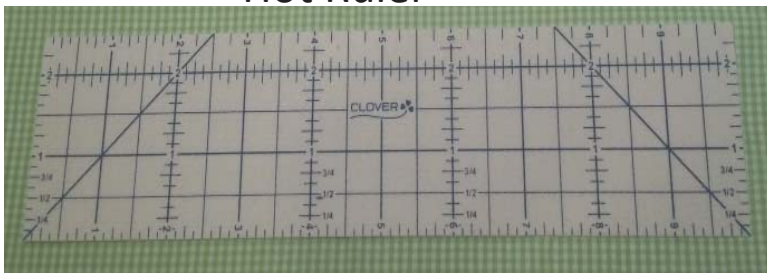
A classic dress that has a short sleeve and a sleeveless version, a princess seam line, and buttons down the back. A classic style that can be made with a multitude of fabric types. A lightweight lawn (Liberty of London or London Calling) would give this cute little dress a nice drape with a swirly swing! It comes in a size 2-8.

Reg. \$15 this is on special for **\$12.00**

Congrats on your new pattern! We are soo lucky that your passion is to create things that we can make into our own!!!



## Hot Ruler



## Hot Ruler

This ruler is 10" long and 2 1/2" wide, making it longer and narrower than its sister the Hot Hemmer. It is made out of the same material that does NOT melt, unlike my C-Through rulers, that now have warped edges :(

When pressing, whether for a hem or to mark pleats, etc., just fold the fabric over the edge to the correct measurement and press the fabric right on top of the ruler. This is already in my sewing caddy, with my name on it! Reg. \$20,

Newsletter special is **\$16**

## Hot Hemmer

Order the Hot Hemmer too, and get them both for **\$30**


## A New Pressing Tool!

This Hot Ruler is new to the line of pressing tools that Clover has introduced over the last year or so.




# Perfect Polka Dot Petite Piping

Making Perfect Polka Dot Petite Piping is similar to making regular Petite Piping, with a few extra steps. Instead of measuring the width of the bias strip, you want to make your bias strip wide enough to 5 rows of polka dots (an uneven number, so you can have a center row, where the piping goes). You also want to be sure that the piping is exactly in the center of the strip. I use Jillily Appli-Glue. I love this stuff!



1 Cut bias strip 5 rows of dots wide.



2 Dot down the center row of polka dots with the appli-glue



3 Place cording on the dots, making sure to keep the cording straight



4 Sew the piping (I use a 5 groove pintuck ft). Trim SA to match SA on garment.



5 Finished piping has polka dots right at the edge of the cord.



Jillily Appli-Glue is a wonderful tool to have in your sewing basket! It is a fabric glue that was originally targeted to quilters who do a lot of applique. It works for more than just applique, though! It is acid free, PH neutral and water soluble. If you glue something and need to move it, just wet it a bit, re-position, and re-glue. The bottle has a tip, but also comes with a fine point tip that screws on. Even with the lid on, I still need to prick the finepoint tip with a needle, but you can get the teensy tiniest drop exactly where you want it. **\$9.50 for a 2 ounce bottle**

**Special: Jillily Appli-Glue and Set of Pindot Quarters for \$22**



## Pindot Fabric Perfect for Petite Piping!

I have found a great fabric that can be used for Petite Piping and accent pieces (collars, cuffs), as well as clothing! It is a smoother weave than quilting cottons and comes in 6 colors: Red, Black, Baby Pink, Baby Blue, Green, and Bright Pink. It is 45" wide and 100% cotton and available in yardage - **\$10 yd**, or Fat Quarters (18" by 22") for **\$3 / Fat Quarter**. These are wonderful stash fabrics, to keep on hand to match what ever you are sewing on! **Get the whole set of Fat Quarters for \$15**



# San Francisco School of NEEDLEWORK & DESIGN

If you are in San Francisco and have a chance, you will love a visit to the San Francisco School of Needlework and Design. It is located in the heart of SF, just a block away from Britex (two hot spots on one trip!). Formed in 2015 by Lucy Barter ( was an instructor for the RSN) and Ellice Sperber, they officially opened their doors last week, in June 1st.

They offer a variety of classes in various forms of needlearts, from working on your own project to specific class techniques to retreats - something for everyone! . I was able to go to the Monogramming class on June 4 and was thrilled! SFSNAD is not only a place to take classes, but they have a large reference library that we can use, as well as supplies that are hard to find.


You can find them online at <http://www.sfneedleworkanddesign.org/>  
Stop by and tell Lucy that I said hello!

## Schmetz Needle Guide - Luggage Tag Informational and Functional!



Of course I put one of these on every one of my suitcases, carry-ons, and bags! Not only is this a friendly reminder of the Schmetz needle types and sizes (yes, it shows the color codes for the type of needle as well as the size of the needle), it has plenty of room on the back for your contact info! Even better, other sewists who see your tags when you are traveling will strike up a conversation with you!

These tags are **\$2.00** each. Get a Baker's dozen - order 12 and get an extra one free!



### *Did you know?*

Tana Lawn (from Liberty of London) is named for the Egyptian cotton that is grown near Lake Tana in Ethiopia. Egyptian cotton is known for its long staples, which give the fabric long, fine, smooth threads (less fuzz). Because the threads used to weave the fabric are so fine, more of them can be packed into the fabric, giving it a higher thread count.

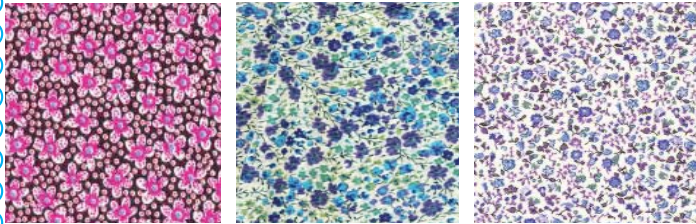
# Fabrics

I have SEVERAL fabrics in this issue - some great Fabric Finds from the garment district, some one of a kind dream fabrics, and some great basics that are always welcome in your stash! I will be at the ASG convention in a couple of weeks, so wanted to give you first chance through my newsletter!

## Liberty of London Fabric Finds

I happened upon another fabric find of Liberty of London Tana lawn - there are 3 prints to choose from. 54" wide and 100% cotton. These color ways are no longer being printed - when these pieces are gone, price will go back up to \$45/yd.


- just \$30 /yd.



Pink/Black Floral

Blue Floral

Lt. Purple Floral



### London Calling

is a line of lawn from Robert Kaufman. While this is not Liberty of London, it is a very nice quality with a great hand and drape.

It is 45" wide and 100% cotton.

'Sorbet' is a floral with shades of pink, orange and yellow. This would make a cute romper, dress, or blouse! This would also make a wonderful night-gown!

Reg. \$14/yd, special for this newsletter is

**\$10 per yard**

## RFID Fabric Shielding Efficiency 99.99%



RFID (think the new 'chip' credit cards) allows your info to be transferred wirelessly. Unfortunately, your info can be accessed by handheld skimmers (yes, another way to compromise your cc's).

The new RFID fabric is a safe guard for your cc's, Passports, ID's, etc. It is made of 23% Copper 27% Nickle 50% Polyester, 42/43in wide. The contents guard the RFID info so that skanners can not get through to the info in your chip. Use this to line wallets, pockets in bags, passport carriers, etc., to safeguard your information.

**\$30 / yd or**

**\$8 for a Fat Quarter (18 "by 21")**



### Seafoam Linen

is another Fabric Find! 60" wide, 100% linen, and a beautiful soft Seafoam (close to DMC # 964). this would make a beautiful dress or bubble

This would also make a great romper for a little boy - the color can be boy or girl! This would be perfect with a white collar with white rick rack that is whip stitched with DMC #964 coton a broder #25 Reg. \$20/yd, special for this newsletter is

**\$15 per yard**

add a skein of #964 coton a broder #25 for \$1.50



# Happy Halloween!



Halloween Sweets! It is perfect for holding 'Treats' on Halloween! It is made with the Color Me fabric – it is made to be colored with fabric markers. One way of getting our kids / grandkids / neighbor kids... to sew is to get them involved in a project, and what better way then to have them color the fabric and then help to sew it together!



The kit includes everything to make the Halloween Sweets bag - 3 different fabrics (orange gingham, black pique', and the Haloween Color Me fabric, along with piping cord and directions.

**Halloween Sweet Kit \$12**

Pillowcase kits are also available - the Halloween Colot Me fabric is the base of the pillowcase, with a black cuff, orange gingham for the piping and piping cord.

**Halloween Pillowcase Kit \$18**

'Sorbet' is a floral with shades of pink, orange and yellow. This would make a cute romper, dress, or blouse! This would also make a wonderful night-gown!

Reg. \$14/yd, special for this newsletter is

**\$10 per yard**

This would also make a great romper for a little boy - the color can be boy or girl! This would be perfect with a white collar with white rick rack that is whip stitched with DMC #964 coton a broder #25 Reg. \$20/yd, special for this newsletter is

**\$15 per yard**

add a skein of #964 coton a broder #25 for \$1.50

# Shrugs and Sweaters

*please have sweater orders in by August 7*



This classic 100% cotton sweater is perfect for any occasion, and can be 'dressed up' by adding a bit of embroidery. Note: the knit on this is too fine to do duplicate stitch. Please see the table below for the size range.

**Newborn (fits up to 6 months) \$ 30**

White, Ivory, Pink, Black, Navy, Brown

**Infant - \$30** White, Ivory, Pink, Black, Navy  
6 mo, 12 mo, 18 mo, 24 mo sizes

**Toddler - \$30** White, Ivory, Pink, Black, Navy  
2T, 3T, 4T

**Child's - \$34** White, Ivory, Pink, Black, Navy  
Small (4), Medium (5-6), Large (6-6X)

**Girl's - \$39.50** White, Ivory, Pink, Black,  
Navy  
S(7-8), Medium (10-12), Large (14), XL (16)



This cute shrug is made from acrylic and has a nice lace pattern around all of the edges, including the bottom of the sleeves. It does have a stocking knit pattern that is perfect for duplicate stitch, if you want to add your own touch!

All sizes of shrugs are available in 3 colors:  
White, Ivory, Black

**Infant - \$30** 6 mo, 12 mo, 18 mo, 24 mo sizes

**Toddler - \$30** 2T, 3T, 4T

**Child's - \$32** S(4), Med (5-6), L (6-6X)

**Girl's - \$36** S(7-8), Med(10-12), L(14), XL (16)

**Newsletter Special:** Order 2 or more and save **20%**

See order/price chart on next page

Please note: as the holidays approach, it will be harder to get these, so think forward! After the initial order, I will only be stocking white, ivory and pink, as are available.



# Please email me your order (Sweater or Shrug, Size and Color by August 7!

Sweater orders from Vaune.com

Boys available in White ONLY

Cotton Cashmere Boy Cardigan	\$30.00	White
Cotton Cashmere Boy Cardigan	\$34.00	White

Sizes							
NB	6 mo	12 m	18 m	24 m	2T	3T	4T
S(4)	M(5-6)	L(6x)					

Girls

			NB	6 mo	12 m	18 m	24 m	2T	3T	4T
Cotton Cashmere Girl Cardigan	\$30	White								
Cotton Cashmere Girl Cardigan	\$30	Ivory								
Cotton Cashmere Girl Cardigan	\$30	Pink								
Cotton Cashmere Girl Cardigan	\$30	Black								
Cotton Cashmere Girl Cardigan	\$30	Navy								
Cotton Cashmere Girl Cardigan	\$30	Brown								

			S	M	L
			4	(5/6)	(6X)
Cotton Cashmere Girl Cardigan	\$34	White			
Cotton Cashmere Girl Cardigan	\$34	Ivory			
Cotton Cashmere Girl Cardigan	\$34	Pink			
Cotton Cashmere Girl Cardigan	\$34	Black			
Cotton Cashmere Girl Cardigan	\$34	Navy			
Cotton Cashmere Girl Cardigan	\$34	Brown			

			S	M	L	XL
			7/8	10/12	14	16
Cotton Cashmere Girl Cardigan	\$39.50	White				
Cotton Cashmere Girl Cardigan	\$39.50	Ivory				
Cotton Cashmere Girl Cardigan	\$39.50	Pink				
Cotton Cashmere Girl Cardigan	\$39.50	Black				
Cotton Cashmere Girl Cardigan	\$39.50	Navy				
Cotton Cashmere Girl Cardigan	\$39.50	Brown				

			N/A	6 mo	12 m	18 m	24 m	2T	3T	4T
Classic Bolero/ Shrug	\$30	White								
Classic Bolero/ Shrug	\$30	Ivory								
Classic Bolero/ Shrug	\$30	Black								

			S	M	L
			4	(5/6)	(6X)
Classic Bolero/ Shrug	\$32	White			
Classic Bolero/ Shrug	\$32	Ivory			
Classic Bolero/ Shrug	\$32	Black			

			S	M	L	XL
			7/8	10/12	14	16
Classic Bolero/ Shrug	\$36	White				
Classic Bolero/ Shrug	\$36	Ivory				
Classic Bolero/ Shrug	\$36	Black				

# What's New... (again)



## Sit-Upon Hoop

If you use an embroidery hoop for your embroidery, the Sit-Upon Hoop gives you the 'hands free' ability to stitch. You sit on the base, allowing you to use both hands to stitch, instead of having to hold the hoop with one hand and stitch with the other. These were out of stock for over a year, as my supplier quit carrying them because of shipping problems from Germany. I am happy to say they are back in stock - both the base and 4 sizes of hoops. The hoops are interchangeable with the base. These are made by Hardwicke Manor and imported from Germany.  
Base (does NOT include the hoop on a stick) \$38.00


Hoop on a Stick (this is the embroidery hoop that fits into the Base - does not include the base)

6" - \$29  
7" - \$30  
8" - \$31  
10" - \$33  
11" - \$35  
12" - \$37

## Newsletter Special for Convention:

Purchase a Base and 2 or more Hoops on a Stick, (or if you already have a base, 3 different hoops on a stick) and

get 10% off



Available now!

Susan O'Connor's classic book

## Monograms: The Art of Embroidered Letters

The original printing of this book did not last long, and the reprint has been a long time coming! Even if monograms are not your cup of tea, the embroidery stitch instructions are excellent. Besides the basic embroidery stitches, there are step by step pictures of satin stitch and padding variations, eyekets, trailing, shadow work, cut work and more. Eye candy for sure, but this book is so much more!

Reg. \$45, Newsletter special is **\$39**

Get your now before it goes out of print again

Gift Certificates available! Perfect for any occasion!  
Perfect for you! Available in any amount!

# Class Supplies....

Convention is just around the corner, so if you need something for class, please let me know! If you need lighting and magnification, this is a great way to carry both - compact and convenient!



The Stella Table Clamp Lamp (available in white or black). Has a remote to turn on/off and change light color and brightness.



Nifty little carrying handle on the top of the box makes it easy to take along.



Compact box that is 3" deep x 8" wide by 16" long.



Clamp on Magnifier fits conveniently in the box so both

Mary Noll told me about this when I was getting my things ready to go to Williamsburg to take a class from the Royal School of Needlework and it worked like a charm! I keep my magnifier in my box and it is ready to go at a moment's notice!

The Stella Lamps have 3 different shades of light (warm, natural, and cool), as well as 5 levels of dimming (from very soft to very bright!). It comes in a table top version (white, black, and pink), the Table Clamp version (white, black) and the floor model (white, black). The table top and the clamp on style are Regularly

\$220, but newsletter special is **\$179, delivered to you at convention!**




## Clamp on magnification

Big clamp that will fit on the neck of your Stella light! This magnifying lens is a large 5", so plenty of room to see! It has an 18" gooseneck to bend exactly where you need it, and has a 1.75 X mag (3 diopter).

The thing I like about this is that between the gooseneck of the Stella lamp and the gooseneck of the magnification, I can get both exactly where I need them for the best result! The Clamp-on magnification lens is \$50 order with the Stella lamp and save

\$10 - only **\$40**

Delivery is free to convention!



## LED Light Box

Does not get hot, lasts 10,000 hours, and has a grid (picture on right) that you can see when it is turned on. This is perfect for tracing designs on to your fabric. The light area is approximately 17" by 11", large enough to see and trace your embroidery

designs! Reg. \$179 **Special \$149**

with **free** Delivery to SAGA convention



# Last but not Least...



## A Special from DOVO

When DOVO does a special order, the requirement is usually Q=150 pair (which is why I have not had them make serrated 7" scissors).

A customer had placed an order for these 4" scissors and there were a few left over, which I promptly said I would take! This is a 4" scissor with large bows (finger holes), like a weaver's scissor, and BOTH of the blades are serrated!

Reg. \$69, Newsletter special is **\$58**

Supply on these is limited, so when these are gone..... :(

## Fall School at Children's Corner...



### Emily Elizabeth

An Inverted Pleat Dress and Cape

At the close of summer, we all wait for crisp evenings that chilly morning air. Even though the temperatures may still be warm, we look forward to wearing our fall outfits! Fall Fun is a cute little princess seam dress with a dash of Liberty for a fun accent. The dress is designed using a soft pinwale corduroy, which is perfect for fall weather, as well as winter and early spring.

Liberty of London lawn is used to add a pop of color to the outfit in the inverted pleats, the sleeves, the collar and the piping. The short sleeves are created using a center pleat and the dress buttons down the back. Bullion daisies with French knot centers are added to the front belt to add a touch of elegance. To finish the outfit is a classic lined wool cape with a fun lining. Bullion daisies also adorn the cape on the collar and the welt openings. Classic with a pop of color, this outfit will be a favorite!

For more information:

<https://www.childrencornerstore.com/pages/fall-sewing-school>

Have w wonderful summer!

Happy Stitching,  
*Vaune*

### *The Fine Print*

Some things never make it to my website, as they are one time buys and you all get first crack! Send me an email ([vaune@vaune.com](mailto:vaune@vaune.com)) with what you want and your phone number and I will get right back to you! If you need to call, my number is 805-529-5005