

# Vaune's June 2018 Newsletter



[www.vaune.com](http://www.vaune.com) [vaune@vaune.com](mailto:vaune@vaune.com)  
805-529-5005

Happy Summer! Hello to you all, yes, I am still here, and (finally) here is my next newsletter! It has been not only a busy spring, but a busy year. I have been travelling a bit more than usual over the last few months, and have met so many wonderful new friends! I think one of the best parts of teaching is being able to meet new people who quickly become friends. I may not see you again for year, but it seems like there is a sisterhood among stitchers where we can pick up right where we left off, even if it has been a while!

Since Christmas, I have been to Boston for my daughter's wedding (7 degrees), Florida twice (and got to spend the day at the Ringling Museum!), St. Louis (with a quick side trip to see my 3 great-nieces), and a quick

trip last weekend to Boston for Annie's graduation for her Masters.

I am home for a bit now, and working on classes for next year, SATB, convention, and our school in August, Traditions and Transitions. Cindy and I are very excited to bring our school to the Owensboro, KY area. We are featuring a lovely Jumper and Liberty of London blouse with scallop embellishments and a lovely smocked dress. The information / registration sheet is at the end of the newsletter - we are almost full, so if you are interested, please let me know right away.

I hope to see you soon!

*Happy Stitching,*  
**Vaune**



*Where I'll Be.....*

**July 12-15, 2018**

*ASG Annual Conference  
Las Vegas, NV*

**July 21, 2018**

*Sandcastle Chapter  
Orange County, CA*

**July 27-29, 2018**

*Costume College  
Woodland Hills, CA*

**August 11, 2018**

*Sandcastle Chapter  
Orange County, CA*

**August 23-27, 2018**

*with Cindy Foose  
Traditions and Transitions  
Maple Mount, KY*

**September 18-23, 2018**

*SAGA Convention  
Winston-Salem, NC*

**October 4-6, 2018**

*Children's Corner  
Nashville, TN*

**October 19-21, 2018**

*Cable Car Cablers  
San Francisco, CA*

# Magazine Articles

## **Beyond the Basic Yoke**

### **Summer Sisters**

is in the current Summer issue of Classic Sewing Magazine. Do you have your issue?! The luscious fabric is a Liberty of London Tana lawn, and makes a perfect dress for all sizes. The kits contain everything to make either version (white collar and cuffs with sash or ruffle neckline with a belt). The 54" fabric width gives the larger sizes a bit of extra fullness across the yoke so the smocking looks full and fabulous!



### **Kits**

Size 2,3, 4

**\$117**

Sizes 5,6

**\$169**

Optional add on  
Classic Yoke Dress Pattern (Size 2-6)

**\$15**

### **Coming Soon**

Classic Yoke pattern in infant sizes

3 mo - 24 months

The plan is to have it ready for my next newsletter!


## **Supe Sale!!!**

### **LED Light Box**

Manufacturer is coming out with an 'improved' model (more expensive), so I am getting a GREAT deal on these. The light box does not get hot, lasts 10,000 hours, and has a grid that you can see when it is turned on. This is perfect for tracing designs on to your fabric. The light area is approximately 17" by 11", large enough to see and trace your embroidery designs! Reg. \$179

**Special \$110** - save \$69!!!

When stock is gone, the price will go up to \$189.



# *Pantone Color of the Year*

*Every year, Pantone announces their color of the year. This is a color that Pantone predict that will permeate the fashion industry's new season of clothes. That being said, once the Color of the Year is predicted, then the fashion world uses that color in their clothing lines. Kind of like which came first, the chicken or the egg?*

*You can already see this color in the clothes that are arriving in a store near you!*



*We are living in a time that requires inventiveness and imagination. It is this kind of creative inspiration that is indigenous to PANTONE 18-3838 Ultra Violet, a blue-based purple that takes our awareness and potential to a higher level. From exploring new technologies and the greater galaxy, to artistic expression and spiritual reflection, intuitive Ultra Violet lights the way to what is yet to come.*

— Leatrice Eiseman  
EXECUTIVE DIRECTOR OF THE PANTONE COLOR INSTITUTE

## *Did you know?*

The color purple has been synonymous with royalty for many centuries. This is thought to be because of the scarcity and expense of the purple dye, which came from Tyre (city in Phoenicia). The word 'purple' is traced back to the Greek 'porphura', the name of the Tyrian purple dye made from the mucus of a spiny sea snail. It was so rare, that it was literally worth its weight in gold.

Queen Elizabeth I forbade anyone but royalty and close family to wear purple. In 1856 a chemist was trying to synthesize quinine and accidentally discovered a synthetic purple compound, which he found could be used to dye fabric. He quickly patented it and made a fortune manufacturing it.

# Fabrics Finds!


I have several fabrics for you that I have been picking up here and there! I have 3 wonderful linens that are from an Italian shirt manufacturer. Very lightweight and beautiful colors! These fabrics usually run between \$30 - \$35 / yard, but I have them for you for only **\$20** / yard, while they last. 58" wide and 100% cotton.

When you order at least 2 yards of a color, I will add a **FREE** coordinating gingham fat quarter!

Seafoam Green



Blue & Pink Stripe



Raspberry Plaid




Light Purple



\*\*\* Please note that colors here may not seem to coordinate, in living color they Do!

## RFID Fabric Shielding Efficiency 99.99%



RFID (think the new 'chip' credit cards) allows your info to be transferred wirelessly. Unfortunately, your info can be accessed by handheld skimmers (yes, another way to compromise your cc's).

The new RFID fabric is a safe guard for your cc's, Passports, ID's, etc. It is made of 23% Copper 27% Nickel 50% Polyester, 42/43in wide. The contents guard the RFID info so that skanners can not get through to the info in your chip. Use this to line wallets, pockets in bags, passport carriers, etc., to safeguard your information.

**\$30 / yd or**

**\$8 for a Fat Quarter (18" by 21")**

## Linen Tidbit

Linen is one of my favorite fabrics. It is wonderful for pin stitch (my favorite stitch), as well as most types of embroidery. It is a perfect fabric in hot weather, and yes it does wrinkle, but you know... the more wrinkles, the better quality of linen ☺.

Linen is made from the flax plant, and get its name from linum, which is latin for the flax plant. It is one of the first fibers that were made into string and cloth.

It comes in many different weights from fine (lightweight linen is used in heirloom sewing) to heavy (used to be used for sails).

On an off note... linoleum (flooring) is made from a flax byproduct. The name linoleum is derived from linum (flax) and oleum (oil).

Who knew that linen and linoleum were cousins?!

Remember - these are my garment district Fabric finds, so they are limited to stock on hand. These are fabrics that I find that can't be re-ordered - once they are gone, they are gone!

# *A Look at the Past!*



Thought you all would enjoy this! I was walking to my gate at the Bob Hope (now the Hollywood Burbank) Airport in Burbank not too long ago, and I saw this display. Of course the smocking caught my eye.

It is a stewardess uniform from the 1960's, for Western Air Lines. The cap is smocked and beaded with the Honeycomb stitch.

A reminder of days gone by when traveling on an airplane was an event!

# Cutting Help



Rulers are available in 2 sizes:


14" and 24"

Rulers come in 2 colors:


Artic Ice (Clear) and Lighted Edge\*  
(Yellow - not really a light)



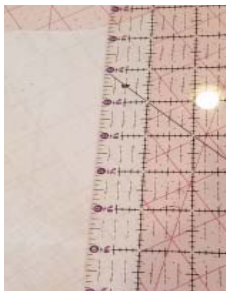
The greatest thing since sliced bread, at least as far as rotary cutting goes! This tool has rubber feet and springs to help keep your fabric in place when you are cutting.



It has rubber feet and springs - when you push down on the wooden handle, the rubber feet grab the fabric and it **DOES NOT MOVE!**




You can see here the rubber feet have been pushed through the acrylic base (side view). These grip the fabric to keep it in place.



1) Use ruler to measure the amount you want to cut.



2) Line Slidlock next to ruler.



3) Remove ruler and press down on handle. Use Rotary cutter to cut strips without the fabric moving!

Since I cut MANY 7/8" strips (petite piping!), if I am off just a bit, that makes a difference in how accurate my piping seam allowance is, which can cause my seams to be less than straight. Even better, the acrylic base is thicker than most rotary cutter rulers (a full 1/4"), which helps to keep the blade from jumping the ruler. Using this method really helps to give me the best look possible.

The yellow color is wonderful on dark fabrics - it almost seems to light up the edge for better visibility. The clear works better on lighter fabrics - very easy to see through!

The 14" model has 7 rubber ball feet, 2 springs, and is perfect for cutting bias strips for piping.

The 24" model has 11 rubber ball feet, 2 springs, and will fit across the folded width of 45" fabric.

14" option  
in either  
Clear or  
Yellow

**\$39**

24" option  
in either  
Clear or  
Yellow

**\$49**

Special! 14" and 24" in your choice of color  
(they do not have to both be the same color)  
Clear or Yellow

**\$80**

# *This and That*



A new (or updated) notion! The Turning Tool is a nifty little think to add to your sewing bag. It is a turning tool that has a ball at the end. This helps to keep it from poking through the fabric when you are turning corners. It has also been revamped to have a hexagon shape, so it does not roll of the table when you set it down. 😊

Turning Tool Reg \$15.99

Special **\$14**



My new favorite, you can keep all sorts of notions in this, nice and handy to your sewing machine or cutting mat - yes, I have one at each place! The silicone insert pops out if you want to clean it and has large and small sections to hold everything from marking pens and pencils to turning tools and screwdrivers to scissors and more. It comes in 3 different colors: Pink, Grey, or Mint. Don't just think sewing - my daughter uses one for her makeup brushes!

Reg. \$11 - **Special \$9** (just let me know your color!).

*Gift Certificates available!* Perfect for any occasion!  
Perfect for you! Available in any amount!



*New Class  
for 2018*

*Pastel Parfait*

## Ava

Pink, blue, and yellow, sprinkled upon white - what a lovely vision for summer! Part of the Creative Couture Series, this delectable dress is made of the finest Ulster linen, perfect for baby's soft skin. In Pastel Parfait, you will learn some of the classic stitches of Madeira embroidery, using luxurious floche. The bodice overlay is sprinkled with Granitos and Eyelets. The motif is continued on the sleeves as well. The bodice edge is finished with a petite cutwork edge. Your choice of neckline ruffle or collar and hem is finished with the petite cutwork edge as well. Pastel color options, as well as white are included in the kit to make this dress your own! No pre-class preparation is required and kit includes materials for up to a size 12 months.

## Traditions and Transitions

And last but not least... Cindy and I are at it again! Several years ago, Cindy and I started our school at a wonderful retreat house up in the hills of Santa Barbara. Much to our dismay, the retreat house is no longer available for use, as it is in the process of being sold. We were the last group to have a retreat there in August, 2015. We have found a new location just outside of Owensboro, Ky, and we are holding a sewing retreat there this August. The info/registration are on the pages after this. Since the 2nd year, we have offered early registration to those who have attended our past schools. We have continued that tradition, and we are almost full! If you are interested, please contact me right away! You can call (805-529-5005) or email me at [vaune@vaune.com](mailto:vaune@vaune.com)  
We hope to see you there!



\*\*\*Update for those who have joined us there - it still has not been sold. About a week ago, there was a proposal brought before the Santa Barbara planning commission to allow it to become a substance abuse treatment center.\*\*\*

Have wonderful Easter!

Happy Stitching,  
*Vaune*

### *The Fine Print*

Some things never make it to my website, as they are one time buys and you all get first crack! Send me an email ([vaune@vaune.com](mailto:vaune@vaune.com)) with what you want and your phone number and I will get right back to you! If you need to call, my number is 805-529-5005



Vaune Pierce and Cindy Foose  
*invite you to join them for*  
**“Traditions and Transitions”**

*August 24-26, 2018*  
*with a*  
*Pre-Day August 23 and / or Sew Day August 27*  
*at*  
*Mount St. Joseph Retreat Center Maple Mount, KY*

As summer's heat wanes and transitions into cooler weather, fall activities and holiday preparations receive a hearty welcome. The colors and textures of a new season's fabrics always whet our interest and nudge us to sew for the children in our lives. Treat yourself to a few days of inspiration and instruction that's sure to jumpstart your creativity.


On the weekend's schedule are two wonderful projects guaranteed to ease any young girl's wardrobe into autumn with traditional comfort and style. Vaune has designed a classic, two-piece outfit perfect for those cool, nip-in-the-air days. She'll guide the construction of her darling scallop-embellished plum colored, lightweight twill jumper and its 3/4-length sleeve blouse of Liberty of London tana lawn in a coordinating print. Cindy's charming, long-sleeved dress of soft, cream-colored brushed cotton offers a quiet understated feel of luxury with its monochromatic hand-stitched trim, simple smocking, and button-adorned pleats. The fabrics and color palettes of these garments have been carefully chosen to complement and coordinate with each other.

Thursday's pre-day class features "A Young Lady's Handbag" made of felted wool enhanced with embroidery and fabrics to harmonize with both outfits. Every girl loves a handbag to hold her treasures and necessities; this one is the ideal accessory to complete your ensemble.


Stay over until Monday and continue working on your projects with the extra "Sew Day". There will be no additional class instruction, but Vaune and Cindy will be on hand to monitor and help direct your steps toward completing your "Traditions and Transitions" projects,

We promise a casual, relaxed atmosphere with plenty of time to sew. Step away from your busy life, re-connect with sewing buddies, meet new friends and focus on learning, stitching, and honing your skills. Of course, a gracious plenty of fun, food, and fellowship with kindred spirits is assured.

Fabric Swatch Preview



[vaune@vaune.com](mailto:vaune@vaune.com)



805-529-5005



[www.vaune.com](http://www.vaune.com)

# ***“Traditions and Transitions”***

with Vaune Pierce and Cindy Foose

*August 24 - 26, 2018 in Maple Mount, KY*

*Pre-day August 23*

*Sew Day August 27*

Please join us for our first event at the Mount St. Joseph Retreat Center in Maple Mount (near Owensboro), KY. For those who attended our Santa Barbara school, this offering follows a similar format. The retreat facility has air conditioning and an elevator for your comfort and convenience!

***\$595 for the All-Inclusive Weekend (Double room)***  
***\$645 (Private room - limited number available)***

## **INCLUDED IN THE WEEKEND FEE:**

18 hours of class instruction

9 Meals (Thursday supper through Sunday lunch)

3 Nights lodging - Thursday through Saturday

Kits include materials for garments up to size 4. Sizes 5-6 available at additional cost of \$30.

Pre-Day - Embellished Felted wool bag - **\$195** Includes Wednesday night lodging, 3 meals, and a kit.

Optional add-on: Stay over 'til Monday, August 27th - \$110 includes lodging and 3 meals

Please circle that days that you plan to attend:

Thursday      Friday-Sunday      Monday

\$250 Deposit will hold your place with the balance due by July 15, 2018. Email a copy of this registration form to hold your spot to: [vaune@vaune.com](mailto:vaune@vaune.com)

and send your check to: **Vaune Pierce, 11998 Bubbling Brook Street, Moorpark, CA 93021**

If you plan to fly, please contact Vaune for information about flights and sewing machine transport.

Name \_\_\_\_\_

Address \_\_\_\_\_

City \_\_\_\_\_ State \_\_\_\_\_ ZIP \_\_\_\_\_

Phone \_\_\_\_\_ Email \_\_\_\_\_

Supply list will be sent upon registration. Sewing machine and accessories required.

For more information, contact: Vaune Pierce at [vaune@vaune.com](mailto:vaune@vaune.com) or (805-529-5005)